

St Bedes BOT Parent Survey – Summary Report and Results

This Parent /Caregiver Survey was conducted by the St Bedes Board of Trustees during October 2011, as part of the 2012-2014 Strategic Planning process. Parent views were canvassed on three broad areas: Special Character; Academic Performance and Resources (Physical and People).

181 respondents started the survey which gives a response rate of approximately 25% of the parent community. Some respondents skipped some questions. The total percentage of respondents who completed the survey in full was 69.1% (125)

Key Findings from the Survey Analysis

Special Character

1. When asked how well St Bede's promoted and reinforced Catholic values and the Special Character of the College, of the 167 responses, 88% (147) respondents responded with *very well or extremely well*. **(Strength)**
2. When asked how well St Bede's supported the boys' development as a Catholic, of 164 Responses collected 76.3% (125) responded with *very well or extremely well*. **(Strength)**
3. As to what the College could do to help instil and nurture the Catholic faith in their son, the three most common response trends were:
 - Offering School Masses and Benediction 24%
 - Maintain Status quo – keep on doing what is being done 24%
 - Continue with the Confirmed as a Bedean programme 22%
4. When asked how prepared St Bede's students are for involvement in parish life after leaving school, of the 125 responses, 64% (101) responded with either *moderately prepared, very well prepared or extremely well prepared* 20.9% (33) responded with *can not comment*. **(Opportunity)**
5. As to what St Bede's could start doing or do differently to better support the Special Character of the College, the three most common response trends were:
 - Maintain Status Quo – Already doing a great job 29%
 - Provide opportunities for the boys to demonstrate their Faith and Good Works such as Community Service 22%
 - Offer regular community/family Masses 17% **(Opportunity)**

Academic

6. When asked how well St Bede's challenge the boys to reach their academic potential, of the 155 responses 17.4% (27) responded with *extremely well* and 69% (108) responded with either *moderately well or very well*. **(Possible Opportunity)**
7. When asked how relevant the range of subject choices are to the boys, of the 155 responses 15.5% (24) responded with *extremely relevant* and 78.7% (122) responded with either *moderately relevant or very relevant*. **(Possible Opportunity)**
8. As to how Excellence and Merit level endorsements could be improved in the senior school, the three most common response trends were:
 - Provide extra or supported study/learning opportunities 23%
 - Raise expectations 22%

- Support teacher development to promote teaching excellence 13%
(Opportunity)
9. When asked how well St Bede's prepares students for tertiary study and career options, of the 148 responses 4.1% (6) responded with extremely well and 50% (74) responded with either *moderately well or very well*. A significant 33.8% (50) respondent responded with *cannot comment* which suggests the careers programme at St Bedes could be further developed. (Significant opportunity)
 10. When asked how well St Bede's considers the boys individual needs, of the 150 responses, 6 % (9) responded with extremely well and 72.7% (109) responded with either *moderately well, very well*. (Possible opportunity)
 11. When asked how high parents/caregivers perceive the expectations to be at St Bedes, of the 150 responses, 17.3% (26) responded with extremely high and 70.7% (106) responded with either *moderately high or very high*. (Possible Opportunity)
 12. As to how St Bede's could meet the changing trend in NZ Universities where they are demanding a higher entry level, the three most common response trends were:
 - Promote quality teaching/mentoring 35% (33)
 - Provide Leadership/raised expectations 31% (29)
 - Change the culture of the College 8% (8)
 13. When asked how satisfied or dissatisfied respondents were with the quality of teaching and learning at St Bede's, of the 151 Responses, 27.2% (41) responded with extremely satisfied and 59.6% (90) responded with *moderately satisfied*. (Strength)

Resources

14. Respondents were asked to rate the non teaching and learning facilities at St Bede's e.g. Sports facilities, grounds etc. Of the 148 responses, 16.9% (25) responded with *extremely satisfied* and 64.9% (96) responded with *moderately satisfied* (Strength). 42% (26) parents made suggestions regarding the improvement of the sports facilities. These comments included: finish the gymnasium (6); develop new toilets and change facilities (4); new tennis courts (3); upgrade the swimming pool (3); other (10). 38% (23) comments acknowledged the good quality of the sports grounds as they are now.
15. Respondents were asked to rate the teaching and learning spaces at St Bede's e.g. Classrooms, Library etc. Of the 150 responses, 4.7 % (7) responded with *exceptional*; 38.7% (58) responded with *very good*; 17.3% (26) responded with *neither good or bad* and 26.7% (40) responded with *adequate*. (Significant opportunity)
16. The three most important issues St Bede's must address with respect to the physical and support resources at the College were:
 - Facility development 30% (22)
 - IT Technology development 23% (17)
 - Developing support resources , such as sports coordinator sports coaching etc. 22% (16) (Opportunity)
17. When asked what respondents would do to develop the physical resources at the College, the three most common response trends were:
 - Sports facility development 51% (38)
 - Learning facility development 33% (25)

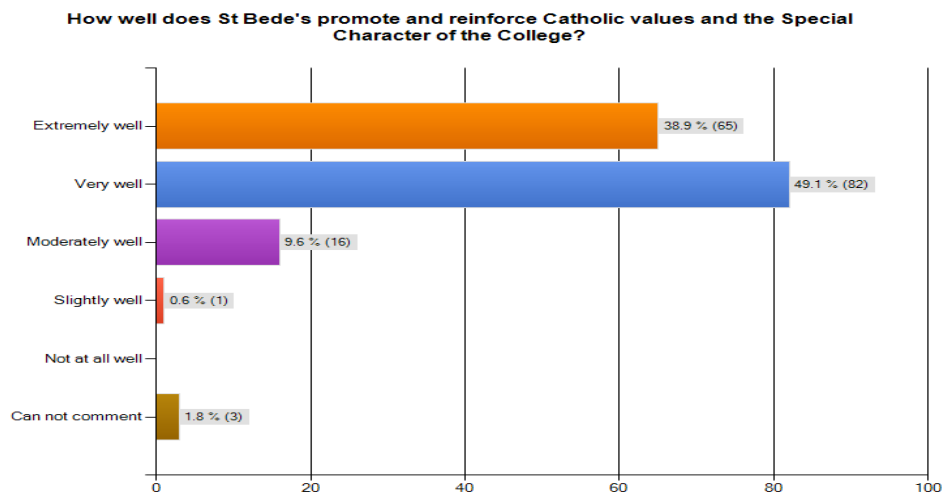
- Technology development 20% (15) (Opportunity)
18. The three most commonly stated important issues related to the people resources at the College were:
- Quality of teaching and calibre of teaching staff 51% (40)
 - Class sizes 11% (9)
 - Funding 5% (4) (Opportunity)
19. When asked what respondents would do to develop the people resources at St Bede's the three most common response trends were:
- Teacher support and professional development 28% (22)
 - Recruitment of high calibre teachers 22% (17)
 - Extra and Supported Learning 6% (5) (Opportunity)
20. The three most commonly stated "best things" about St Bede's were:
- Values of the college and special character 50% (53)
 - College traditions 32% (34)
 - Staff and Management 27% (28)
21. Parents were asked if overall, they were satisfied or dissatisfied with the educational experience their son was receiving at St Bede's. Of the 128 responses, 40.6% (52) responded with *extremely satisfied* and 53.1% (68) responded with *moderately satisfied*. (Strength)

Survey Results

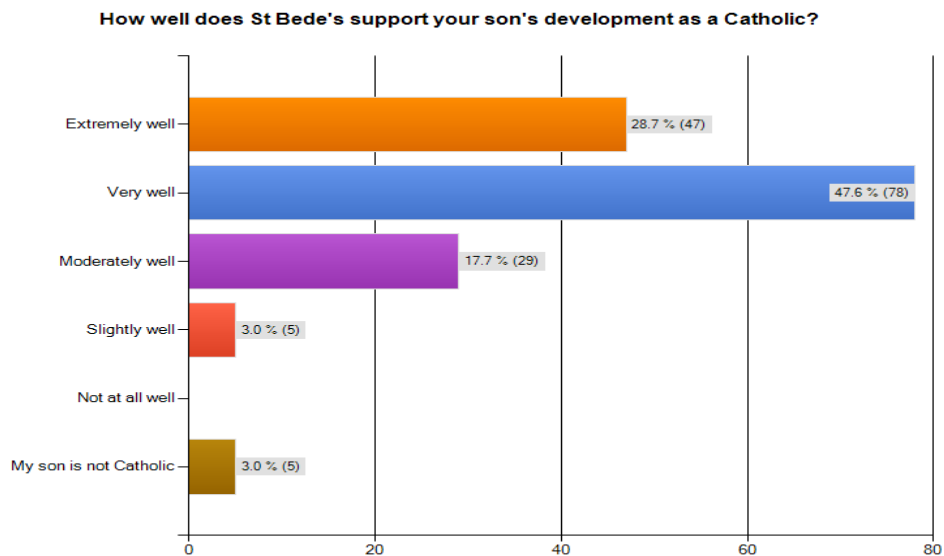
1. Respondents son's name and form class (optional)

Year Group	Percent (Value)
Year 9	12% (14)
Year 10	16% (19)
Year 11	8% (9)
Year 12	5% (6)
Year 13	6% (7)
Unidentified year group	50% (57)

2. How well does St Bede's promote and reinforce Catholic values and the Special Character of the College?



3. How well does St Bede's support your son's development as a Catholic?

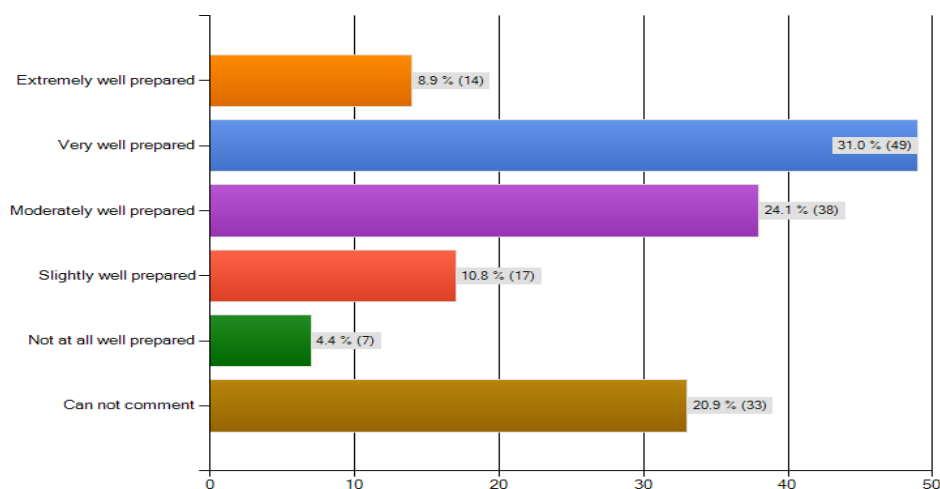


4. What can the College do to help you as parents instil and nurture the Catholic faith in your son(s)?

Respondent Suggestions	Percentage (Value)
Mass and benediction	24% (24)
Status quo	24% (24)
Confirmed as a Bedean programme	22% (22)
Values based education	11% (11)
Family Masses	10% (10)
Community Service and works of charity	3% (3)
Rebuilding the Chapel/Church	2% (2)
Other	14% (14)

5. How prepared are St Bede's students for involvement in parish life after leaving school?

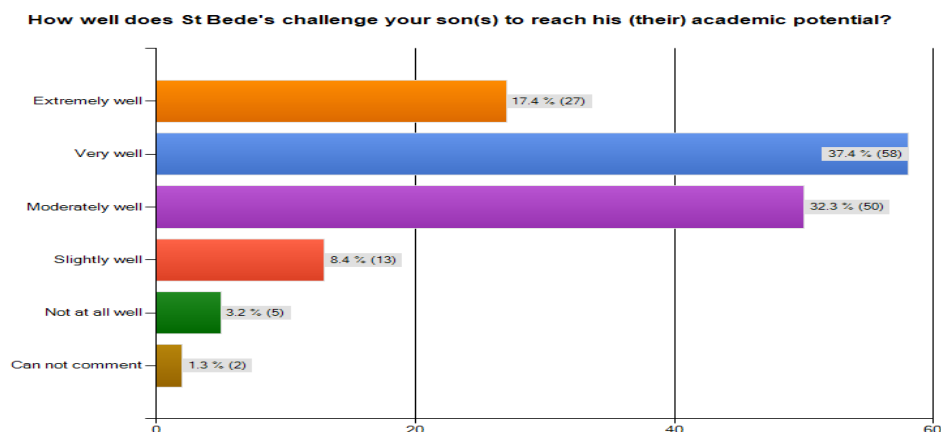
How prepared are St Bede's students for involvement in parish life after leaving school?



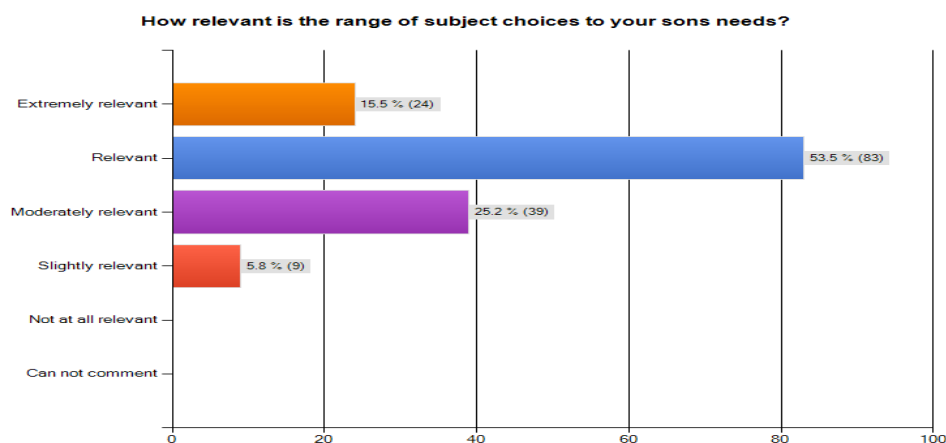
6. What could St Bede's start doing or do differently to better support the Special Character of the College?

Respondent Suggestions	Percentage (Value)
Status Quo – Already doing a great job	29% (22)
Provide opportunities to demonstrate faith and good works/service	22% (17)
Offer community Masses	17% (13)
Build on Special Character	8% (6)
Develop mentoring programmes	4% (3)
Parent Involvement	4% (3)
Motivational speakers	2% (2)
Dealing with Bullies	2% (2)
Preferential entry to St Bedes	2% (2)
Fostering Life Skills	1% (1)
Development of RE teachers	1% (1)

7. How well does St Bede's challenge your son(s) to reach his (their) academic potential?



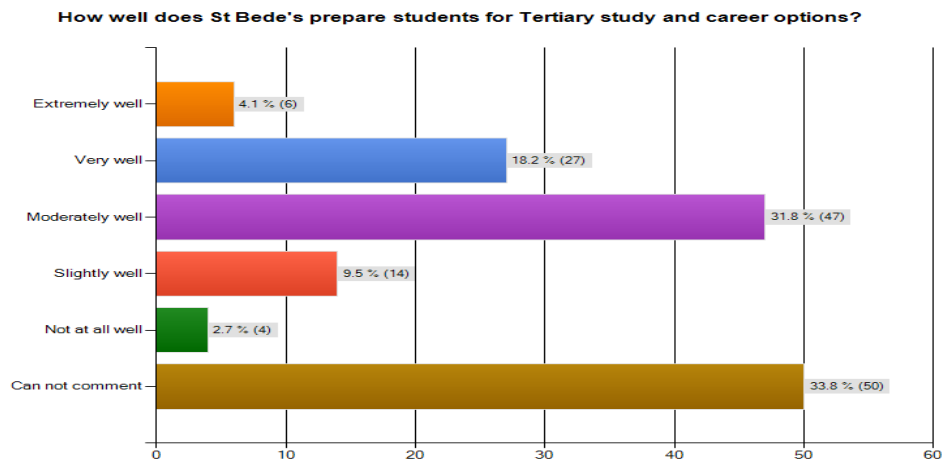
8. How relevant is the range of subject choices to your sons needs?



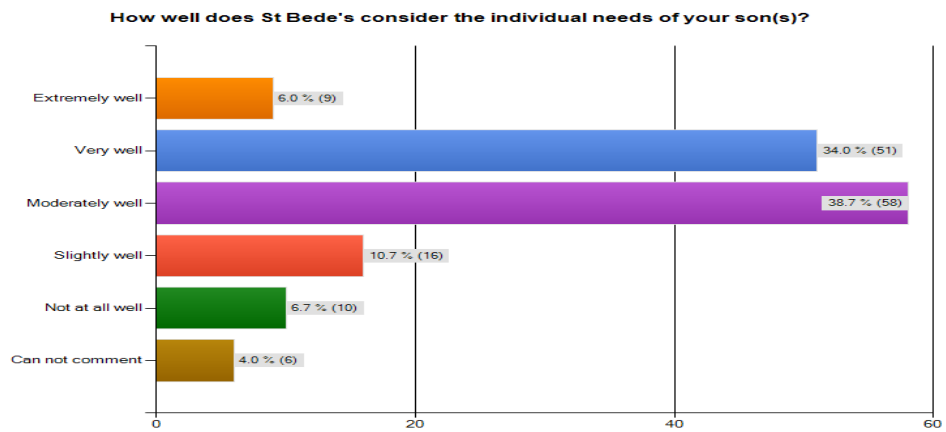
9. NCEA results show that St Bede's boys have a lower rate of Excellence and Merit level endorsements in year thirteen than other comparative decile schools. As partners in your son(s) education, what can be done to improve this statistic?

Respondent Suggestion	Percentage (Value)
Provide extra or supported study/learning opportunities	23% (27)
Raise expectations	19% (22)
Support teacher development to promote teaching excellence	13% (15)
Create motivation and a desire to achieve	9% (11)
Reward excellence and achievement	8% (10)
Actively engage and partner with parents	7% (9)
Provide active and quality student support services	6% (7)
Actively change the culture of the College	5% (6)
Deal with the discipline issues	2% (3)
Create an environment of completion	1% (2)
Improve technology resources within the College	1% (2)

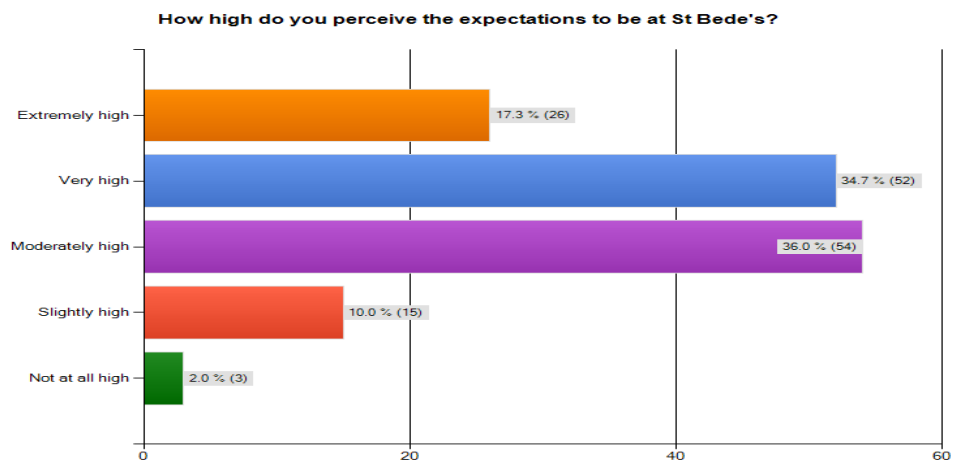
10. How well does St Bede's prepare students for Tertiary study and career options?



11. How well does St Bede's consider the individual needs of your son(s)?



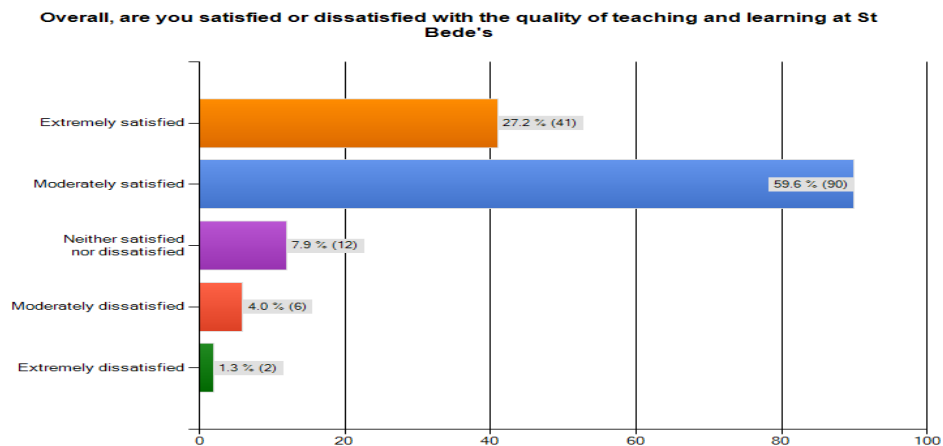
12. How high do you perceive the expectations to be at St Bede's?



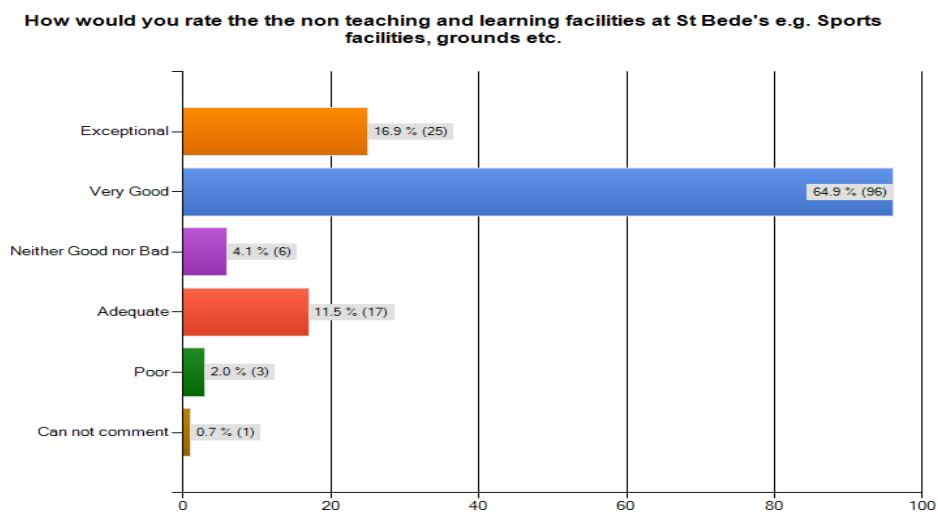
13. NZ Universities are demanding a higher entry level. What can St Bede's do to meet this changing trend?

Respondents Suggestions	Percentages (Values)
Promoting quality teaching/mentoring	35% (33)
Providing Leadership/raised expectations	31% (29)
Uncategorised	11% (11)
Change the culture of the College	8% (8)
Create partnership with parents	8% (8)
Extra study support	5% (5)
Acknowledge achievement	5% (5)
Careers support	5% (5)
Provide holistic education with a balance of academic and life skills	3% (3)

14. Overall, are you satisfied or dissatisfied with the quality of teaching and learning at St Bede's



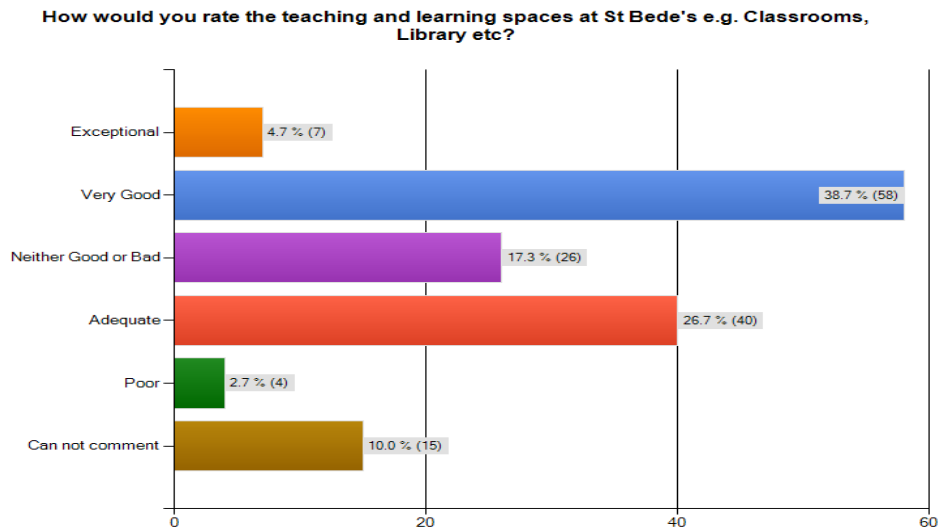
15. How would you rate the non teaching and learning facilities at St Bede's e.g. Sports facilities, grounds etc.



16. Add your comments here.

Respondents Suggestions	Percentage (Values)
Improve Facilities <ul style="list-style-type: none"> • Gymnasium (6) • Toilets and change facilities (4) • New tennis courts (3) • Swimming pool (3) • Other (10) 	42% (26)
Comments acknowledging the good quality of the sports grounds	38% (23)
Uncategorised	18% (11)
Improve technology resources	3% (2)
Development of Wednesday sport	3% (2)
Diversify sporting options	1% (1)

17. How would you rate the teaching and learning spaces at St Bede's e.g. Classrooms, Library etc?



18. Add your comments here:

Respondents Suggestion	Percentage (Values)
Facility development required	39% (19)
Could not comment	27% (13)
Technology development required	12% (6)
Access for the boys needs to improve	8% (4)
Support resource development required	2% (1)
Other	16% (8)

19. What are the three most important issues St Bede's must address with respect to the physical and support resources at the College?

Respondents Suggestion	Percentage (Values)
Facility development	30% (22)
IT Technology development	23% (17)
Developing support resources	22% (16)
Develop Sports facilities and clubs	15% (11)
Teaching standards and support for raising quality of teaching	11% (8)
Uncategorised	9% (7)
Student access to facilities	6% (5)
Deal with bullying/discipline issues	4% (3)

20. If you had a blank canvas and an open cheque book, what would you do to develop the physical resources at the College?

Respondents Suggestion	Percentage (Values)
Sports facility development	51% (38)
Facility development	33% (25)
Technology development	20% (15)
Uncategorised	8% (6)
Calibre of teachers	6% (5)
Canteen and dinning hall development	6% (5)
School support resources	5% (4)
Seating and outdoor spaces development	5% (4)
Parking development	1% (1)

21. What are the three biggest issues related to the people resources at the College?

Respondents Suggestion	Percentage (Values)
Quality of teaching and calibre of teaching staff	51% (40)
Class sizes	11%(9)
Funding	5% (4)
Management	6% (5)
Sports development	6% (5)
Values based College culture	2% (3)
Uncategorised	20%(16)

22. If you had a blank canvas and an open cheque book what would you do to develop the people resources at St Bede's?

Respondents Suggestion	Percentage (Values)
Teacher support and PD	28% (22)
Recruitment of high calibre teachers	22% (17)
Other	10% (8)
Extra and Supported Learning	6% (5)
Increase support staff (including specialised coaching)	7% (6)
Developing technology	6% (5)
Developing College Culture	5% (4)
Careers development	3% (3)
Parent involvement	1% (1)

23. What are the best three things about St Bede's?

Respondents Suggestion	Percentage (Values)
Values of the college and special character	50% (53)
College traditions	32% (34)
Staff and Management	27% (28)
Pride in the College	19% (21)
The Bedean Community	16% (18)
Grounds and Facilities	16% (18)
Discipline System	4% (5)
Single sex college	12% (13)
Sports Culture and academic programmes	8% (9)
Balance between Sports /Academic	7% (8)
Uniform	7% (8)
Communication	7% (8)
Confirmed as a Bedean Programme	2% (3)
Boarding	1% (2)
Uncategorised	1% (2)

24. Overall, are you satisfied or dissatisfied with educational experience your son is having at St Bede's?

